

AGENDA
WEST SACRAMENTO AREA FLOOD CONTROL AGENCY
REGULAR MEETING OF A JOINT POWERS AUTHORITY OF THE CITY OF WEST SACRAMENTO,
RECLAMATION DISTRICT 900, AND RECLAMATION DISTRICT 537
JULY 18, 2024

Tom Ramos, Chair (RD 537)

Norma Alcala, Vice Chair (City)

Verna Sulpizio Hull, Director (RD 900)

Greg Fabun, General Manager/Secretary
Ralph Nevis, Agency Attorney

9:30 AM CALL TO ORDER

**The meeting will be held at City Hall, City Council Chambers,
1110 West Capitol Avenue, West Sacramento**

Materials related to the items on this Agenda are available for review and download at <https://www.cityofwestsacramento.org/government/meetings-agendas/west-sacramento-area-flood-control-agency/-toggle-next7days> no later than 72 hours prior to the meeting. Any materials related to the items on this Agenda that are provided to the members of the Board within 72 hours prior to the meeting shall be made available at that same web address for review and download.

If you need special assistance to participate in this meeting, please contact the City Manager's Office Department at 916-617-4500. Notification of at least 48 hours prior to the meeting will assist staff in assuring that reasonable arrangements can be made to provide accessibility to the meeting. Assisted listening devices are available at this meeting.

GENERAL ADMINISTRATION – PART I

- 1A. BOARD APPOINTMENTS & REAPPOINTMENTS
- 1B. PRESENTATIONS BY THE PUBLIC ON MATTERS NOT ON THE AGENDA WITHIN THE JURISDICTION OF THE AGENCY. THE AGENCY IS PROHIBITED BY LAW FROM DISCUSSING ISSUES NOT ON THE AGENDA BROUGHT TO THEM AT THIS TIME.
- 1C. MONTHLY/YTD REVENUE AND EXPENSES

CONSENT AGENDA – PART II

- 2. CONSIDERATION OF RESOLUTION 24-07-01 APPROPRIATING FUNDS TO SUPPORT PRECONSTRUCTION ENGINEERING AND DESIGN EFFORTS OF THE STONE LOCK PROJECT
Comment: This item seeks Board adoption of Resolution 24-07-01, authorizing a budget appropriation of \$200,000 to support preconstruction engineering and design for the Stone Lock reach and establishing Work Order 41172 to conduct the work described.
- 3. CONSIDERATION OF A CONTRACT AMENDMENT 11 WITH MARK THOMAS & COMPANY FOR SURVEYING SERVICES FOR THE SOUTHPORT LEVEE IMPROVEMENT PROJECT
Comment: This item seeks Board approval of Contract Amendment 11 with Mark Thomas & Company, which adds \$29,463 to the contract total and extends the contract term to December 31, 2024.
- 4. CONSIDERATION OF APPROVAL OF THE JUNE 20, 2024, MEETING MINUTES

REGULAR AGENDA – PART III

- 5A. WSAFCA PROJECT UPDATES
- 5B. DIRECTOR COMMENTS
- 5C. ADJOURN

I, Greg Fabun, General Manager/Secretary of the West Sacramento Area Flood Control Agency, declare under penalty of perjury that the foregoing agenda for the July 18, 2024, meeting of the West Sacramento Area Flood Control Agency was posted on July 12, 2024, in the office of the City Clerk of the City of West Sacramento, 1110 West Capitol Avenue, West Sacramento, CA, and was available for public review.



Greg Fabun, General Manager/Secretary
West Sacramento Area Flood Control Agency

All public materials related to an item on this agenda submitted to the Agency after distribution of the agenda packet are available for public inspection on the City's website at: www.cityofwestsacramento.org. Any document provided at the meeting by staff will also be available to the public. Any document provided at the meeting by the public will be available the next business day following the meeting.

WSAFCA Monthly Cash Flow Report
 11-May-2024

	WSAFCA JPA	WSAFCA Cap Projects	STATE Advance Fed Project	Combined	
	i	ii	iii	Σ i,ii	
through 5/31/2024	<u>870-0000</u>	<u>871-0000</u>	<u>257-9919</u>	<u>Combined</u>	
Restricted Fund Balance	850,577	7,275,504	-	8,126,081	
Unassigned Fund Balance	7,334,389	3,739,394	-	11,073,784	
Revenue	6,682,820	392,714	25,000,000	32,075,534	
subtotal	14,867,786	11,407,612	25,000,000	51,275,399	a
Expenditures	1,406,591	2,383,913	-	3,790,504	b
Cash Position	13,461,195	9,023,699	25,000,000	47,484,895	c=a-b

	Year to Date FY 2023/24	July 2023	Aug 2023	Sep 2023	Oct 2023	Nov 2023	Dec 2023	Jan 2024	Feb 2024	Mar 2024	April 2024	May 2024
1. 870 Fund Balance												
[Beginning of Period, incl restricted cash]	8,184,966	8,184,966	8,378,440	8,386,549	8,403,093	8,404,835	8,702,903	8,729,545	11,584,633	11,764,964	11,779,367	11,599,926
2. CASH RECEIPTS												
4030 Interest/Penalties/Del. Tax	15,098	-	-	-	-	-	-	4,078	-	-	-	11,020
4070 Business License Fees	-	-	-	-	-	-	-	-	-	-	-	-
4090 Special Tax Assessment	6,189,450	-	-	-	4	307,187	-	2,874,260	208,571	-	16,940	2,782,489
4300 Interest-Other	174,336	174,336	-	-	-	-	-	-	-	-	-	-
4301 Investment Pool Earnings	303,936	19,138	17,537	60,794	14,911	9,337	42,572	10,533	12,483	60,769	24,049	31,812
4340 Concession Fees	-	-	-	-	-	-	-	-	-	-	-	-
4810 Reimbursements	-	-	-	-	-	-	-	-	-	-	-	-
4825 Contributions	-	-	-	-	-	-	-	-	-	-	-	-
4990 Transfers In	-	-	-	-	-	-	-	-	-	-	-	-
3. TOTAL CASH RECEIPTS												
[Σ 2a thru 2g]	6,682,820	193,474	17,537	60,794	14,915	316,524	42,572	2,888,871	221,054	60,769	40,989	2,825,321
4. TOTAL CASH AVAILABLE												
[Before cash out] (1 + 3)	14,867,786	8,378,440	8,395,978	8,447,343	8,418,007	8,721,359	8,745,475	11,618,416	11,805,687	11,825,734	11,820,356	14,425,247
5. CASH PAID OUT (870-9905)												
(a) Operations & Maintenance												
5131 Retired Employee Health Insurance	142	-	-	71	71	-	-	-	-	-	-	-
5240 Maintenance Equipment	-	-	-	-	-	-	-	-	-	-	-	-
5256 Memberships/Dues	23,202	-	-	21,677	-	-	-	1,525	-	-	-	-
5258 Training/Travel/Meals	-	-	-	-	-	-	-	-	-	-	-	-
5259 Special Department Expenses	-	-	-	-	-	-	-	-	-	-	-	-
5260 Legal Expenses	7,359	-	-	1,520	1,359	646	-	2,233	400	-	-	1,200
5261 Professional Services	137,041	-	9,151	16,026	11,026	17,051	15,910	23,468	10,750	11,026	15,401	7,234
5269 Official Fees	1,700	-	-	-	-	-	-	1,700	-	-	-	-
5271 Insurance- Liability	91,689	-	-	-	-	-	-	-	100	-	91,589	-
5273-Fidelity	83,024	-	-	-	-	-	-	-	100	-	82,924	-
5520-Structures/Improvements	-	-	-	-	-	-	-	-	-	-	-	-
Subtotal (5a)	344,157	-	9,151	39,294	12,456	17,698	15,910	28,926	11,350	11,026	189,914	8,434
(b) Non-Operating												
5310 Contributions to Other Agencies	1,054,924	-	278	4,956	717	40	20	4,857	29,005	30,428	29,005	955,618
5330 Taxes/Assessments	7,510	-	-	-	-	719	-	-	368	4,913	1,510	-
Subtotal (5b)	1,062,434	-	278	4,956	717	759	20	4,857	29,373	35,341	30,515	955,618
(c) Transfers Out												
2011 Debt Service	-	-	-	-	-	-	-	-	-	-	-	-
2015 Debt Service	-	-	-	-	-	-	-	-	-	-	-	-
5422 Interest on Notes	-	-	-	-	-	-	-	-	-	-	-	-
5950 Transfer Out	-	-	-	-	-	-	-	-	-	-	-	-
Subtotal (5c)	-	-	-	-	-	-	-	-	-	-	-	-
6. TOTAL CASH PAID OUT (870-9905)												
[Sum 5a thru 5d]	1,406,591	-	9,429	44,250	13,173	18,456	15,930	33,783	40,723	46,367	220,429	964,052
7. 870 CASH POSITION												
(4 minus 6) End of Period	13,461,195	8,378,440	8,386,549	8,403,093	8,404,835	8,702,903	8,729,545	11,584,633	11,764,964	11,779,367	11,599,926	13,461,195

	Year to Date											
	FY 2023/24	July 2023	Aug 2023	Sep 2023	Oct 2023	Nov 2023	Dec 2023	Jan 2024	Feb 2024	Mar 2024	April 2024	May 2024
1. 871 Fund Balance												
[Beginning of Period, incl restricted cash]	11,014,898	11,014,898	11,022,633	10,798,618	10,568,994	10,337,457	10,165,131	10,140,636	9,775,932	9,469,857	9,307,806	9,172,502
2. CASH RECEIPTS												
a) 4300 Interest-Other	234,387	233,274	-	-	-	-	338	-	-	376	-	399
b) 4301 Investment Pool Earnings	158,327	6,042	5,721	27,406	9,998	7,492	33,008	7,275	6,875	30,457	11,886	12,168
c) 4440 Other State Grants	-	(179,310)	-	179,310	-	-	-	-	-	-	-	-
d) 4810 Reimbursements	-	-	-	-	-	-	-	-	-	-	-	-
e) 4899 Other Revenue	-	-	-	-	-	-	-	-	-	-	-	-
f) 4990 Transfers In	-	-	-	-	-	-	-	-	-	-	-	-
3. TOTAL CASH RECEIPTS												
[Σ 2a thru 2d]	392,714	60,006	5,721	206,717	9,998	7,492	33,345	7,275	6,875	30,833	11,886	12,567
4. TOTAL CASH AVAILABLE												
(1 + 3)	11,407,612	11,074,905	11,028,354	11,005,334	10,578,992	10,344,949	10,198,477	10,147,911	9,782,807	9,500,690	9,319,691	9,185,069
CASH PAID OUT												
(d) CIP (871-9915)												
Prog Mgmt, WO 40010	31,399	-	-	-	2,707	-	-	11,784.75	3,464	6,831	5,073	1,540
Time Oil, WO 40014	-	-	-	-	-	-	-	-	-	-	-	-
North Area EIP Closeout, WO 40018	11,014	-	1,840	1,258	306	2,053	-	1,090.28	-	1,160	-	3,307
JPA Support, WO 40202	232,100	19,517	46,150	46,346	17,204	16,323	9,368	14,763.61	11,339	22,353	17,675	11,062
WSLIP Program Activity, WO 40203	384,129	21,627	44,198	55,517	32,245	22,769	28,847	20,822.56	38,040	51,748	35,305	33,009
Southport EIP, WO 41164	716,795	2,178	45,855	216,756	82,482	82,797	4,826	198,297.74	23,555	25,857	15,815	18,377
Federal Project, WO 41167	57,343	5,476	10,827	10,633	2,079	2,229	4,483	2,497.60	3,733	9,478	3,359	2,548
RFMP 2, WO 41168	5,480	565	4,774	-	-	142	-	-	-	-	-	-
SRNWL, WO 41169	809,724	2,909	76,092	97,783	104,512	30,063	10,318	122,722.33	181,741	75,457	69,961	38,166
RFMP 3, WO 41171	135,929	-	-	8,048	-	23,442	-	-	51,078	-	-	53,361
5. TOTAL CASH PAID OUT												
[871-9915]	2,383,913	52,271	229,736	436,340	241,536	179,817	57,841	371,979	312,950	192,884	147,189	161,370
6. 871 CASH POSITION												
(4 - 5) End of Period	9,023,699	11,022,633	10,798,618	10,568,994	10,337,457	10,165,131	10,140,636	9,775,932	9,469,857	9,307,806	9,172,502	9,023,699

	<u>40010</u>	<u>40014</u>	<u>40018</u>	<u>40202</u>	<u>40203</u>	<u>41164</u>	<u>41167</u>	<u>41168</u>	<u>41169</u>	<u>41171</u>	
	Prog Mgmt	Time Oil	N/A Close	General JPA	WSLIP	SLIP	YBEL	RFMP 2	SRNL	RFMP 3	
Project Expenditure by Month											Total by Month
July 2023	-	-	-	19,517	21,627	2,178	5,476	565	2,909	-	52,271
August 2023	-	-	1,840	46,150	44,198	45,855	10,827	4,774	76,092	-	229,736
September 2023	-	-	1,258	46,346	55,517	216,756	10,633	-	97,783	8,048	436,340
October 2023	2,707	-	306	17,204	32,245	82,482	2,079	-	104,512	-	241,536
November 2023	-	-	2,053	16,323	22,769	82,797	2,229	142	30,063	23,442	179,817
December 2023	-	-	-	9,368	28,847	4,826	4,483	-	10,318	-	57,841
January 2024	11,785	-	1,090	14,764	20,823	198,298	2,498	-	122,722	-	371,979
February 2024	3,464	-	-	11,339	38,040	23,555	3,733	-	181,741	51,078	312,950
March 2024	6,831	-	1,160	22,353	51,748	25,857	9,478	-	75,457	-	192,884
April 2024	5,073	-	-	17,675	35,305	15,815	3,359	-	69,961	-	147,189
May 2024	1,540	-	3,307	11,062	33,009	18,377	2,548	-	38,166	53,361	161,370
Total by Work Order, YTD	31,399	-	11,014	232,100	384,129	716,795	57,343	5,480	809,724	135,929	2,383,913
Project Expenditure by Vendor, May 2024											Total by Vendor - May
Bender Rosenthal	-	-	-	-	-	-	-	-	724	-	724
Blackburn	-	-	-	-	-	-	-	-	19,378	-	19,378
Day Carter Murphy	-	-	3,190	-	-	1,560	-	-	80	-	4,830
GEI Consultants	-	-	-	-	-	560	-	-	-	-	560
KMTG	-	-	-	-	-	-	-	-	27	-	27
LWA	1,540	-	-	-	-	7,130	-	-	11,200	-	19,870
MBK	-	-	-	-	-	-	-	-	-	53,361	53,361
ICAP	-	-	72	6,785	20,247	5,598	1,563	-	4,145	-	38,410
Staff Time	-	-	45	4,277	12,762	3,529	985	-	2,613	-	24,211
Total by Work Order, May	1,540	-	3,307	11,062	33,009	18,377	2,548	-	38,166	53,361	161,370
Project Expenditure by Vendor, YTD											Total by Vendor - YTD
Bender Rosenthal	-	-	-	-	-	1,789	-	-	724	-	2,513
Blackburn	-	-	-	-	-	-	-	41,947	296,943	-	338,890
Day Carter Murphy	-	-	6,815	-	-	240,291	842	-	1,800	-	249,748
GEI Consultants	-	-	-	-	-	35,367	-	-	-	-	35,367
ICAP	-	-	1,056	143,110	237,548	40,418	34,839	13,536	58,717	-	529,222
KMTG	-	-	-	-	-	675	-	-	27	-	702
Land (5282, 5320, 5510, 5859)	-	-	1,650	-	-	-	-	-	-	-	1,650
LWA	31,399	-	-	-	-	44,223	-	13,504	135,246	-	224,371
Mark Thomas Co.	-	-	827	-	-	69,497	-	-	-	-	70,325
MBK	-	-	-	-	-	-	-	3,419	-	135,929	139,347
Ninyo & Moore	-	-	-	-	-	-	-	-	3,600	-	3,600
Other Proj Related	-	-	-	-	26	-	3,664	-	43,023	-	46,713
REY	-	-	-	-	-	-	-	-	157,470	-	157,470
River Partners	-	-	-	-	-	259,208	-	-	-	-	259,208
Staff Time	-	-	666	88,991	146,555	25,242	17,998	8,532	36,718	-	324,701
WSP (formerly Parsons Brinckerhoff)	-	-	-	-	-	86	-	-	-	-	86
Total by Vendor, YTD	31,399	-	11,014	232,100	384,129	716,795	57,343	80,937	734,267	135,929	2,383,913

MEETING DATE: July 18, 2024

ITEM # 2


SUBJECT:

**CONSIDERATION OF RESOLUTION 24-07-01 APPROPRIATING FUNDS TO SUPPORT
PRECONSTRUCTION ENGINEERING AND DESIGN EFFORTS OF THE STONE LOCK PROJECT**

INITIATED OR REQUESTED BY:
 JPA Board Staff

 Other
REPORT COORDINATED OR PREPARED BY:

Jenn Nguyen, Secretary



 Greg Fabun, Flood General Manager

ATTACHMENT Yes No

 Information

 Direction

 Action
OBJECTIVE

The objective of this report is to provide the West Sacramento Area Flood Control Agency Board (WSAFCA/Agency/Board) with sufficient information to approve a budget appropriation of \$200,000 to support preconstruction engineering and design efforts on the Stone Lock reach of the West Sacramento Federal Project.

RECOMMENDED ACTION

Staff respectfully recommends that the Board:

- 1) Approve Resolution 24-07-01, authorizing a budget appropriation of \$200,000 to support preconstruction engineering and design on the Stone Lock reach of the West Sacramento Federal Project; and
- 2) Direct staff to establish and use Work Order 41172 for use of the approved funds and to conduct the work described.

BACKGROUND

The West Sacramento Federal Project (Federal Project/Project) was authorized by the Water Infrastructure Improvements for the Nation Act of 2016. The Project received a New Construction Start in the federal FY 2022 budget after having completed three Early Implementation Projects in cooperation with the State of California with a value of over \$210M. This strategic investment in advanced construction significantly reduced flood risk for the 54,000 residents, property, and businesses in the City. Post New Construction Start, the Agency and the State of California entered into a Project Partnership Agreement with the US Army Corps of Engineers (USACE). WSAFCA led design of the Yolo Bypass East Levee Projects (YBEL-South and YBEL-North). The Project transitioned from locally led flood risk reduction projects to federally led design and construction. The USACE managed and completed construction of the YBEL-South project. The USACE is now progressing construction with YBEL-North project and designing the Sacramento River North Levee project.

ANALYSIS

The Stone Lock Project is the next increment of the Federal Project planned for design and construction by the USACE. The Stone Lock facility is located between Jefferson Blvd and the Mike McGowan Bridge. An Alternatives Analysis Report identified that a potential failure at the bulkhead structure at Stone Lock could cause severe flooding the City. In 2018, Wood Rodgers evaluated and analyzed potential flood protection alternative solutions to the bulkhead structure and prepared the Bulkhead Alternatives Analysis Report. Out of five recommended alternative solutions, USACE reviewed and approved alternative 2, which consists of removing the existing bulkhead structure and constructing a new barrier wall West of the Eastern Sector Gate. Estimated cost of the proposed alternative is \$10.3M. Design is anticipated to start in the Fall of 2024.

The Federal Project is now being implemented by the USACE, with non-federal sponsors in a supporting role. WSAFCA will continue to coordinate with USACE, CVFPB, and DWR to maintain scheduled milestones and activities for the Project. The requested funds in work order 41172 will be utilized for staff time regarding project delivery of the Stone Lock reach.

Alternatives

Staff recommends approving the resolution and budget allocation to support design of the Stone Lock reach of the Federal Project. Alternatively, the Board may elect to not support the design effort or reduce the amount of

funding. Staff does not recommend these alternatives as WSAFCA is required to make adequate progress toward achieving 200-year flood protection by 2040 under Senate Bill 586.

Coordination and Review

This report was coordinated and reviewed by Agency Counsel and the Agency Treasurer.

Budget / Cost Impact

There are sufficient funds in the Agency's Capital Budget (Fund 871) to support the requested budget allocation of \$200,000. All expenditures will be cost shared 70% State, 30% WSAFCA. Additionally, all costs incurred (WSAFCA and State) will count towards the 35% non-federal cost share for the Federal Project.

ATTACHMENT

1) Resolution 24-07-01

ATTACHMENT 1

RESOLUTION 24-07-01

A RESOLUTION OF THE BOARD OF DIRECTORS OF THE WEST SACRAMENTO AREA FLOOD CONTROL AGENCY AUTHORIZING A BUDGET APPROPRIATION OF \$200,000 TO SUPPORT PRECONSTRUCTION ENGINEERING AND DESIGN OF THE STONE LOCK REACH OF THE WEST SACRAMENTO FEDERAL PROJECT

WHEREAS, the West Sacramento Area Flood Control Agency (WSAFCA/Agency) is aggressively engaged in an overall flood risk reduction program, titled the West Sacramento Levee Improvement Program, the purpose of which is to achieve a minimum level of 200-year flood protection for the City of West Sacramento (City); and

WHEREAS, the West Sacramento Federal Project (Federal Project) was authorized by the Water Infrastructure Improvements for the Nation Act in 2016; and

WHEREAS, The Federal Project received a “New Start” designation and \$17,900,000 in construction funding in the President’s Budget for FY 2022; and

WHEREAS, The US Army Corps of Engineers Sacramento District Office reviewed and approved Alternative 2 of the bulkhead structure at the Stone Lock reach of the Federal Project; and

WHEREAS, Work performed will be cost shared with the California Department of Water Resources (70% State, 30% WSAFCA) and will count towards the 35% non-federal cost share for the Federal Project; and

WHEREAS, WSAFCA has sufficient funding and resources to support the work.

NOW, THEREFORE, BE IT RESOLVED by the Board of Directors of the West Sacramento Area Flood Control Agency as follows:

1. The Board hereby finds the facts set forth in the recitals to the Resolution are true and correct and establish the factual basis for the Board’s adoption of this Resolution.
2. The Board approves and authorizes a budget appropriation of \$200,000 to support preconstruction engineering design of the Stone Lock reach of the West Sacramento Federal Project as follows:

SOURCES:

\$ 60,000	871-0000-3085	WSAFCA Fund Balance
\$ 140,000	871-9915-4440	DWR Contribution
\$ 200,000	TOTAL SOURCES	

USES:

\$ 200,000	871-9915-5530/41172-5800	Project Budget
\$ 200,000	TOTAL USES	

PASSED AND ADOPTED by the West Sacramento Area Flood Control on this 18th day of July 2024, by the following vote:

AYES:

NOES:

ABSENT:

ABSTAIN:

Tom Ramos, WSAFCA Chair

ATTEST:

Greg Fabun, General Manager/Secretary

MEETING DATE: July 18, 2024

ITEM # 3

SUBJECT:
CONSIDERATION OF CONTRACT AMENDMENT NO. 11 WITH MARK THOMAS COMPANY FOR SURVEYING SERVICES FOR THE SOUTHPORT LEVEE IMPROVEMENT PROJECT

INITIATED OR REQUESTED BY:

 Council Staff Other

REPORT COORDINATED OR PREPARED BY:

Paul Dirksen Jr., Flood Protection Planner



 Greg Fabun, General Manager
ATTACHMENT Yes No Information Direction Action**OBJECTIVE**

The objective of this report is to provide the West Sacramento Area Flood Control Agency Board (WSAFCA/Board) sufficient information to approve contract amendment No. 11 with Mark Thomas Company (MTCO) to perform surveying work for the Southport Levee Improvement Project (SLIP).

RECOMMENDED ACTION

Staff respectfully recommends that the Board:

1. Approve Contract Amendment No. 11 with Mark Thomas Company for \$29,463 in substantially the form attached.
2. Authorize the General Manager to take any and all actions reasonably necessary to complete the work described in the Contract for Services, including the approval of minor contract amendments that, in the opinion of the General Manager, will not materially alter the purpose of the contract nor increase the total compensation due under the contract by more than 10% (\$2,946).

BACKGROUND

The West Sacramento Area Flood Control Agency entered into a professional services contract with Mark Thomas Company to provide survey work for the acquisition of real estate rights necessary for the Southport Early Implementation Project in May of 2012. Since that time, MTCO has produced plats and legal descriptions for appraisals, created appraisal map exhibits for the Southport property acquisitions, and produced three versions of the real estate plan mapbook and LandNet to meet the CA Department of Water Resources (DWR) Real Estate requirements.

Staff meets regularly with the DWR Real Estate Branch to proactively address real estate issues that arise through the appraisal and cadastral reviews. The DWR Cadastral unit is presently reviewing the latest MTCO submittal of the revised Record of Survey for the SLIP. The Record of Survey is required for the project and must meet DWR and Yolo County standards. WSAFCA is in the final phase necessary to close-out the Southport Project.

ANALYSIS

Mark Thomas and Company (MTCO) has supported the SLIP through acquisition for Village Parkway, the Southport levee, and the offset area, as well as producing the Real Estate Plan exhibits, plats and legal descriptions, a LandNet and three versions of the Record of Survey (ROS) to meet DWR Cadastral requests. MTCO has also supported other efforts for the project, such as: surveying for well locations for the Time Oil site, plat and legal description for the agricultural conservation easement, surveying and producing a topographic image of accretion in the offset area inlets, and other minor work. Because of the stringent cadastral requirements and due to a number of auxiliary surveying requests, additional funds are needed to complete the record of survey and placing final surveying monuments.

Mark Thomas has completed and DWR has approved the descriptions and plats for the flowage easement and the levee; they will be incorporated into the ROS. Once DWR approves the updated ROS and all of the monuments are set and approved, Mark Thomas will send the ROS to Yolo County to be recorded. Once the ROS is recorded, staff will return to the WSAFCA board to convey property rights to the State for the SLIP.

Alternatives

Staff recommends the Board approve Contract Amendment 11 with MTCO to final a ROS, complete monumentation of the SLIP, record the ROS, and extend the contract term to December 31, 2024. Alternatively, the Board could choose not to approve Contract Amendment 11 or approve it for a lesser amount. This is not recommended because it impacts WSAFCA's ability to close out the real estate elements of the SLIP. The Board could choose not to extend the contract past the current expiration date. This is also not recommended because Mark Thomas Company is presently supporting the SLIP through the DWR Cadastral review.

Coordination and Review

This report was coordinated with the WSAFCA attorney and WSAFCA Treasurer.

Budget/Cost Impact

There are sufficient unobligated funds in work order 41164 to cover the cost of the requested action. The work under the contract will be cost shared with the State under the Local Project Partnership Agreement and will also count as credit towards the non-federal share of the Federal West Sacramento Project.

ATTACHMENT

- 1) MC20-086 Mark Thomas Contract Amendment 11

**AMENDMENT NO. 11
To the CONTRACT FOR SERVICES
Between the WEST SACRAMENTO FLOOD CONTROL AGENCY
And MARK THOMAS AND COMPANY
Dated May 10, 2012**

This Amendment No. 11 to the Contract for Services between the West Sacramento Area Flood Control Agency ("WSAFCA/Agency") and Mark Thomas and Company("Consultant") dated May 10, 2012 ("Contract"), is made and entered into this 18th day of July, 2024.

RECITALS

WHEREAS, on May 10, 2012, WSAFCA and Consultant executed an Agreement for Surveying and Consulting Services for the Sacramento River Southport Early Implementation Project (SRSEIP) in the amount of \$674,795 with a contingency of \$67,479; and

WHEREAS, Consultant presented a scope of work for surveying and consulting services for the SRSEIP dated April 10, 2012 based on 15% construction design documents; and

WHEREAS, a contract amendment (Amendment No. 1) for \$88,960 along with contingency funds up to \$8,896 was presented and approved by the Agency Board on May 9, 2013; and

WHEREAS, a contract amendment (Amendment No. 2) for \$123,540 along with contingency funds for up to \$12,354 was presented and approved by the Agency Board on November 14, 2013; and

WHEREAS, a contract amendment (Amendment No. 3) for an extension of time was approved by the Agency Board on December 10, 2015; and

WHEREAS, a contract amendment (Amendment No. 4) added \$18,170, (which included \$1,650 in contingency funding) to total compensation and was approved by the Agency Board on August 23, 2017; and

WHEREAS, a contract amendment (Amendment No. 5) for \$264,586 was approved along with contingency funds up to \$26,458 for the final Record of Survey and required monumentation as well as an extension of time to July 31, 2021; and

WHEREAS, a contract amendment (Amendment No. 6) added and extension of time to January 31, 2022; and

WHEREAS, a contract amendment (Amendment No. 7) added an extension of time to December 31, 2022 in order to allow time for work related to Southport Project close-out; and

WHEREAS, a contract amendment (Amendment No. 8) added \$115,187 to include contingency approved by the Agency Board through prior appropriation actions; and

WHEREAS, a contract amendment (Amendment No.9) added an extension of time to December 31, 2023 in order to allow time for work related to Southport Project close-out; and

WHEREAS, a contract amendment (Amendment No.10) added \$57,000 to continue survey-related work for the Southport EIP and an extension of time to July 31, 2024 to allow time for work related to Southport Project flowage easements; and

WHEREAS, Agency and Consultant desire to amend the Contract for Consultant to continue survey-related work needed to obtain reimbursement for real property expenditures for the Southport EIP and documents required for real estate conveyance.

NOW, THEREFORE, IT IS MUTUALLY AGREED by parties hereto to amend the Contract as follows:

- I. TERM OF CONTRACT: Contract termination date is extended until December 31, 2024.
- II. COMPENSATION: The compensation amount shall be increased by \$29,463.
- III. Effect of This Amendment: Except as expressly amended herein, the Contract for Services, as previously amended, remains in full force and effect.

IN WITNESS WHEREOF the parties hereto have executed this Contract Amendment No. 11 effective as of July 18, 2024.

WEST SACRAMENTO AREA FLOOD CONTROL AGENCY

By: _____
Tom Ramos, WSAFCA Chair

MARK THOMAS COMPANY

By: _____
Matt Brogan, Principal/Vice President

APPROVED AS TO FORM

By: _____
Ralph Nevis, WSAFCA Counsel

**REGULAR MEETING OF THE
WEST SACRAMENTO AREA FLOOD CONTROL AGENCY
June 20, 2024
Minutes**

The meeting was called to order at 9:33 AM by Chair Tom Ramos. Vice Chair Alcalá and Director Sulpizio Hull were present. Chair Ramos presided. Also, in attendance were General Manager Greg Fabun, clerk Jenn Nguyen, staff Paul Dirksen, and Agency General Counsel Ralph Nevis.

Entry No. 1

Heard General Administration Functions as follows:

A. Presentations by the Public for Matters not of the Agenda.

None

B. Monthly/YTD revenue and expenses

Jenn Nguyen reported on the monthly revenue and expenses for April 2024. Fund 870's starting balance was approximately \$11.78M. The Agency received \$41k in revenue. Expenditures were \$220.4k, leaving the ending balance at \$11.6M. Fund 871 had a starting balance of \$9.31M. There was \$11.9k in revenue and expenditures totaled \$147.2k. The ending balance for fund 871 was approximately \$9.17M. The Agency's combined cash position for the month was approximately \$20.77M. As of 6/11/24, the Agency's combined cash position was approximately \$47.5M. On May 17th, the Agency received the 2nd installment of assessments in the amount of \$2.58M, roughly a 4.5% increase from last year's 2nd installment. On May 23rd, the Agency received the expected \$25M advance from DWR for LERRDS acquisition on the Federal Project. Finance closed out funds 257-9916, 257-9917, and 257-9918, and created 257-9919 for the new advanced funds.

The Board acted on the Consent Agenda as follows:

Entry No. 2

Adopted Resolution 24-06-01, approving a 2% increase in assessment for tax Fiscal Year 2024-25 and adopted Resolution 24-06-02, authorizing Yolo County to place special tax assessments on the secured tax roll in the same manner as the ordinary ad valorem property taxes.

Entry No. 3

Approved contract amendment 1 with River Partners to provide additional compensation, extend the term, and authorized the use of additional funds for the Southport Floodplain Restoration Project.

Entry No. 4

Approved the minutes of the June 20, 2024, West Sacramento Area Flood Control Agency meeting.

MOTION: Sulpizio Hull	SECOND: Alcalá	AYES: Sulpizio Hull, Alcalá, & Ramos
NOES: None	ABSTAIN: None	ABSENT: None

The consent agenda passed unanimously.

Entry No. 5

A. WSAFCA Project Updates

Greg Fabun reported on the WSAFCA project updates highlighting the following: State advanced funds for LERRDS acquisition, Southport restoration. Federal project: 221 crediting package submittal, Southport Levee tour for USACE personnel, fed project cost share summary, YBEL-North construction started in May, SRNL design milestones, Corps Economic Update, Corps support contracting effort, Stone Lock, and Erosion Site design schedule.

B. Director comments


Director Sulpizio Hull reported on Southport Levee Trailhead ribbon cutting ceremony.

Vice Chair Alcalá echoed constituents' questions about levee access. Greg answered horses are not allowed on top of the levee, but horses are allowed on the landside O&M corridor.

Chair Ramos asked when will the levee crown be paved. Greg answered the design is underway, but was unsure when it would be constructed, possibly sometime in the next year.

C. Adjourn

The meeting adjourned at 9:55 AM.



Greg Fabun, WSAFCA General Manager/Secretary

Minutes approved as presented by a majority
vote of the Agency on July 18, 2024.

Jenn Nguyen, Clerk to the Agency

Flood Program Update

July 18, 2024

FINANCE

As of 7/10/24, the Agency's combined cash position is approximately \$47.3M.

	WSAFCA JPA	WSAFCA Cap Projects	STATE Advance Funding	Combined	
	i	ii	iii	Σi,iii	
through 7/10/2024	870-0000	871-0000	257-9919	Combined	
Restricted Fund Balance	850,577	7,275,504	-	8,126,081	
Unassigned Fund Balance	7,334,389	3,739,394	-	11,073,784	
Revenue	6,682,820	392,714	25,000,000	32,075,534	
subtotal	14,867,786	11,407,612	25,000,000	51,275,399	a
Expenditures	1,465,074	2,506,191	-	3,971,266	b
Cash Position	13,402,712	8,901,421	25,000,000	47,304,133	c=a-b

PROJECTS

SOUTHPORT LEVEE IMPROVEMENT PROJECT

Real Estate Services: There are two main tasks that need to be completed for Southport Real Estate: DWR accepting the Record of Survey; and transferring rights for flood protection and flowage rights to the State.

Surveying Services: DWR cadastral has approved the flowage easement descriptions, and we are waiting to hear about the final Record of Survey backcheck.

Borrow One Site: The property continues to be farmed by Viera Farms.

SOUTHPORT RESTORATION PROJECT

Maintenance and Monitoring: River Partners submitted their annual monitoring report in the latter part of December. The restoration project did not achieve its performance objectives. Both restoration areas achieved 66% survival rate and the performance objective was 80%. River Partners attributes the mortality to the lengthy inundation period that the areas experienced from January to June of last year. The Board extended the contract term for 1 additional year to achieve the desired performance objectives.

NORTH AREA PROJECT CLOSEOUT – All of the remaining rights needed for the I St. EIP have been acquired. Easement documents were sent to DWR for review/approval. The I St. draft record of survey (ROS) has been submitted for review. The ROS will be updated with the remaining acquisitions which will also inform the legal description of the project's SSJDD joint use agreement.

FEDERAL PROJECT

Project Partnership Agreement (PPA): The PPA was executed September 7, 2022, with a total project cost of \$1,173,819,000 shared 65% (\$762,892,000) federal and 35% (410,837,000) non-federal (NF). The NF share includes the estimated 5% cash requirement (\$58,691,000), estimated LERRDs (\$196,666,000) and estimated In-Kind Credit (\$155,480,000). The In-Kind Credit can be in the form of Section 221 Credit or WIK Credit, described below. All of the non-federal costs are shared 70% State, 30% WSAFCA. A table summarizing the Federal Project costs from the PPA, Federal and non-Federal Sponsor (WSAFCA and State) expenditures and remaining project costs is included at the end of the report.

5% CASH: To date, approximately \$6.14 million has been provided to meet the 5% cash requirement. With approval of the FY24 E&WD Bill, a cash request for approximately \$2.6 million is expected in the coming weeks/months.

LANDS, EASEMENTS, RIGHT-OF-WAY, RELOCATIONS AND DAMAGES (LERRDs) CREDIT: The first non-221 LERRDs credit package was submitted to the Corps for YBEL-N/S in the amount of \$237,038. This was for soft costs only as no land needed to be acquired for either reach. Staff continues to meet with the USACE real estate branch every month to discuss crediting packages and the activities that are eligible for LERRDs credit. Our current task is to obtain Rights of Entry for the SPK contractor to conduct supplemental borings in segments 1 and 2 of SRNL.

SECTION 221 CREDIT: Total credit submitted to the Corps to date is \$186.1 million. Packages #1 and #2 for Southport construction were submitted for \$116.6 million and \$14.7 million, respectively. Packages #1 & #2 for Southport LERRDs were submitted totaling \$54.8 million. Additional credit packages for construction, real estate, and other costs (claims) will be submitted in the coming months.

WORK IN KIND (WIK) CREDIT: The Agency has submitted just over \$5.9 million in WIK credit to the Corps for project management and consultant services for design of YBEL-S and YBEL-N, and PED work on SRNL. WIK packages are submitted quarterly, and the above amount represents the total from packages submitted through December 31, 2023. The next WIK package will cover work performed through March 31, 2024.

Yolo Bypass East Levee South (YBEL-S) Project – Nordic (\$4M): All work is complete. The contractor has submitted as-built plans to the Corps. The As-Built plans are in review.

Yolo Bypass East Levee North (YBEL-N) Project – Odin (\$9.5M): The contract was awarded to Odin for \$9.5M on August 17 and the Notice to Proceed was issued September 5. Construction began May 1. The contractor is working with team and RD 900 to determine correct PG&E electrical needs for the pump station that will be installed as part of the project.

Sacramento River North Levee (SRNL) Design: The Corps held the design kickoff meeting for SRNL on August 10. Assisting the Corps with the design effort under contract is AECOM. SRNL is being broken up into 4 design/contract efforts. The figure attached at the end of the report shows the 4 anticipated contracts by number designated “S” = Seepage/Stability or “E” = Erosion Protection. The first effort, Contract 1S, will be in Segment 3. 30% design deliverable is June 2024.

GEOTECH: WSAFCA and BCI meet twice monthly with the USACE to coordinate the work. The H&H group has provided a design water surface elevation to enable the Corps to produce a draft Geotechnical Basis of Design Report (GBOD), a draft of which has been provided to the PDT for review. BCI completed additional borings in segment 3 and results have been shared with the USACE. Additional borings in segments 1 and 2 are planned for this summer and will be conducted by the Sacramento District.

ENVIRONMENTAL SITE ASSESSMENT: Ninyo and Moore completed a preliminary evaluation of the Sacramento River West North Levee, including a database search for contaminated properties, site walk and review of permitting and construction records. The results indicate that where there has been an illegal release, the site has been remediated or is being remediated.

SURVEY: REY has completed the boundary survey for the Sacramento River North Levee. Survey data is shared with the District for design and with DWR as a base layer for the SRNL project.

Stone Lock Preliminary Engineering and Design

The Design Charrette was held Sep 28 to discuss potential alternatives to the GRR recommendation for the Stone Lock reach and to select a recommended alternative to move forward with for design. The recommended alternative consists of a bulkhead wall constructed west of the Eastern Sector Gate (final location TBD). The recommended alternative was reviewed and approved by the District Office of Council and the Change Management Board so has been fully approved. The design, which

will include optional scope for water passage and fish passage, is scheduled to start in October via an A/E firm hired by the Corps.

Federal Appropriations: To date the Corps has received \$154.41 million for the West Sacramento Project.

PRE-FY22: \$3.9 million

FY22: \$25.288 million = \$17.9 million E&WD Bill + \$7.388 million USACE Work Plan

FY23: \$72.464 million = \$72.313 million E&WD Bill + \$151,297 transfer from prior project

FY24: \$52.758 million E&WD Bill

FY25: \$42.463 million in the House E&WD Appropriations Bill

WSAFCA FEDERAL LOBBYING (FWC) – JUNE

FY 2024 FEDERAL FUNDING:

- Monitor and report on status of the FY 2025 appropriations.)
- Report on FY 2024 Corps Work Plan.

OTHER:

- Coordinate re inquiry from Rep. Matsui on HMA and BRIC FEMA grants.
- Provide information on BoR proposed NEPA categorical exemptions.
- Provide information on Corps officer reassignments.
- Weekly check-in calls with client.

DEEP WATER SHIP CHANNEL EAST DRAINAGE REPAIR PROJECT – Credit package is being prepared to submit to the Corps.

PUBLIC RELATIONS

Corps District staff requested a tour and informational briefing on the Southport Project for a large environmental planning group of Corps employees. The tour was held early afternoon on 6/13/24 and was very well received. The Southport Project continues to serve as a model for multi-benefit levee improvement projects.

FLOOD INSURANCE

National Flood Insurance Program (NFIP) – Nothing to report.

FLOOD PLAIN ADMINISTRATION

Floodplain Management – Staff is working on the 2024 CRS recertification package, which is due to FEMA August 1.

EMERGENCY PREPAREDNESS

Emergency Preparation/Flood Season Coordination – General coordination with the City on storms, river levels, forecasts and any local or regional flood operations.

COORDINATION WITH OTHER ACTIVITIES

Regional Flood Management Plan – Regular meetings are ongoing.

FUTURE

August 15, 2024 – WSAFCA Board Meeting

CS-1
West Sacramento Project
State/Local Cost Sharing Summary

	ESTIMATED COST (PPA) [A]	TOTAL COSTS TO- DATE [1] [B]	REMAINING COSTS [C=A-B]	STATE COST SHARE % [2] [D]	TOTAL ESTIMATED STATE COSTS [E=A*D]	STATE COSTS TO-DATE [F]	%	STATE REMAINING COSTS [G=E-F]	WSAFCA COST SHARE % [H]	TOTAL ESTIMATED WSAFCA COSTS [I=A*H]	WSAFCA COSTS TO-DATE [J]	%	WSAFCA REMAINING COSTS [K=I-J]
TOTAL	\$ 1,173,819,000	\$ 352,809,709	\$ 821,009,291										
FEDERAL SHARE	\$ 762,982,000	\$ 154,410,000	\$ 608,572,000										
NON FEDERAL SHARE	\$ 410,837,000	\$ 198,399,709	\$ 212,437,291	70%	\$ 287,585,900	\$ 129,388,216	65%	\$ 158,197,684	30%	\$ 123,251,100	\$ 69,011,493	35%	\$ 54,239,607
5% CASH	\$ 58,691,000	\$ 6,139,595	\$ 52,551,405	70%	\$ 41,083,700	\$ 6,096,572	99%	\$ 34,987,128	30%	\$ 17,607,300	\$ 43,023	1%	\$ 17,564,277
LERRDS (FED)	\$ 141,382,000	\$ 273,038	\$ 141,108,962	70%	\$ 98,967,400	\$ 235,435	86%	\$ 98,731,965	30%	\$ 42,414,600	\$ 37,604	14%	\$ 42,376,996
LERRDS (221)	\$ 55,284,000	\$ 54,719,824	\$ 564,176	70%	\$ 38,698,800	\$ 38,303,877	70%	\$ 394,923	30%	\$ 16,585,200	\$ 16,415,947	30%	\$ 169,253
SEC 221	\$ 127,700,000	\$ 131,353,669	\$ (3,653,669)	70%	\$ 89,390,000	\$ 81,743,662	62%	\$ 7,646,338	30%	\$ 38,310,000	\$ 49,610,007	38%	\$ (11,300,007)
IKC	\$ 27,780,000	\$ 5,913,583	\$ 21,866,417	70%	\$ 19,446,000	\$ 3,008,671	51%	\$ 16,437,329	30%	\$ 8,334,000	\$ 2,904,912	49%	\$ 5,429,088

Notes

[1] Reflects cash payments made and credit packages submitted to-date.

[2] DWR cost share for Southport set at 70% for estimating purposes. Actual percentage requires refinement.

CS-4
 West Sacramento Project
 Cost Sharing Detail - by Type

FEDERAL APPROPRIATIONS	PHASE	TOTAL	NOTES
FY 2019	PED	\$ 400,000	\$400k Workplan
FY 2020	PED	\$ 1,472,000	\$400K PBud, \$1,072K Workplan
FY 2021	PED	\$ 2,028,000	\$2,028K PBud
FY 2022	CONST	\$ 25,288,000	\$17,900K Pbud, \$7,388K Workplan (\$100K for PPA not cost shared)
FY 2023	CONST	\$ 72,464,000	\$79,701K PBud, \$72,313K Conference, \$151K reprogramming
FY 2024	CONST	\$ 52,758,000	\$52,758K Pbud, \$52,758K Conference
FY 2025	CONST		\$43,463K Pbud
TOTAL		\$ 154,410,000	

NFS 5% CASH	PHASE	TOTAL	DWR	WSAFCA	DATE	NOTES
FY 2020	PED	\$ 430,000	\$ 430,000		7/9/2019	
FY 2023	CONST	\$ 2,654,489	\$ 2,654,489		8/4/2023	WSAFCA Paid from DWR Advance
FY 2023	CONST	\$ 3,055,106	\$ 3,012,083	\$ 43,023	10/24/2023	WSAFCA Paid from DWR Advance; FY23 cash requested in FY24
FY 2024	CONST	\$ -				
TOTAL		\$ 6,139,595	\$ 6,096,572	\$ 43,023		

0

NFS IN-KIND CREDIT	PHASE	TOTAL	DWR	WSAFCA	DATE	REACH	PACKAGE	INVOICE DATES	NOTES
FY 2020	PED	\$ 799,875	\$ 558,289	\$ 241,586	6/26/2020	YBEL	1	04/05/2019 thru 06/26/2020	DWR Share paid under EIP/UFRR Agreement
FY 2020	PED	\$ 769,644	\$ 538,751	\$ 230,893	10/9/2020	YBEL	2	06/27/2020 thru 09/30/2020	DWR Share paid under EIP/UFRR Agreement
FY 2021	PED	\$ 358,428	\$ 250,899	\$ 107,528	7/16/2021	YBEL	3	10/01/2020 thru 12/31/2020	DWR Share paid under EIP/UFRR Agreement
FY 2021	PED	\$ 235,858	\$ 165,101	\$ 70,758	7/16/2021	YBEL	4	01/01/2021 thru 03/31/2021	DWR Share paid under EIP/UFRR Agreement
FY 2021	PED	\$ 457,748	\$ 320,423	\$ 137,324	7/16/2021	YBEL	5	04/01/2021 thru 06/30/2021	DWR Share paid under EIP/UFRR Agreement
FY 2021	PED	\$ 43,755	\$ 30,629	\$ 13,127	10/11/2021	YBEL	6	07/01/2021 thru 09/30/2021	DWR Share paid under EIP/UFRR Agreement
FY 2022	CONST	\$ 52,130	\$ 36,491	\$ 15,639	3/4/2022	YBEL	7	10/01/2021 thru 12/31/2021	DWR Share paid under EIP/UFRR Agreement
FY 2022	CONST	\$ 99,070	\$ 69,349	\$ 29,721	8/10/2022	YBEL	8	01/01/2022 thru 06/30/2022	DWR Share paid under EIP/UFRR Agreement
FY 2022	CONST	\$ 1,009,745	\$ 706,822	\$ 302,924	8/10/2022	SRNL	8	07/01/2021 thru 06/30/2022	DWR Share paid under EIP/UFRR Agreement
FY 2022	CONST	\$ 3,458	\$ 2,421	\$ 1,037	1/27/2023	YBEL	9	07/01/2022 thru 09/30/2022	DWR Share paid under EIP/UFRR Agreement
FY 2022	CONST	\$ 211,762	\$ 148,233	\$ 63,529	1/27/2023	SRNL	9	07/01/2022 thru 09/30/2022	DWR Share paid under EIP/UFRR Agreement
FY 2023	CONST	\$ 17,929	\$ 12,550	\$ 5,379	1/27/2023	YBEL	10	10/01/2022 thru 12/31/2022	DWR Share paid under EIP/UFRR Agreement
FY 2023	CONST	\$ 241,019	\$ 168,713	\$ 72,306	1/27/2023	SRNL	10	10/01/2022 thru 12/31/2022	DWR Share paid under EIP/UFRR Agreement
FY 2023	CONST	\$ 16,859	\$ -	\$ 16,859	4/25/2023	YBEL	11	01/01/2023 thru 03/31/2023	
FY 2023	CONST	\$ 608,220	\$ -	\$ 608,220	4/23/2023	SRNL	11	01/01/2023 thru 03/31/2023	
FY 2023	CONST	\$ 33,687	\$ -	\$ 33,687	8/17/2023	YBEL	12	04/01/2023 thru 06/30/2023	
FY 2023	CONST	\$ 641,308	\$ -	\$ 641,308	8/17/2023	SRNL	12	04/01/2023 thru 06/30/2023	
FY 2023	CONST	\$ 1,431	\$ -	\$ 1,431	3/7/2024	YBEL	12.1	04/01/2023 thru 06/30/2023	
FY 2023	CONST	\$ 1,407	\$ -	\$ 1,407	3/7/2024	SRNL	12.1	04/01/2023 thru 06/30/2023	
FY 2023	CONST	\$ 26,095	\$ -	\$ 26,095	12/20/2023	YBEL	13	07/01/2023 thru 09/30/2023	

FY 2023	CONST	\$ 176,784	\$ -	\$ 176,784	12/20/2023	SRNL	13	07/01/2023 thru 09/30/2023
FY 2024	CONST	\$ 6,949	\$ -	\$ 6,949	3/7/2024	YBEL	14	10/01/2023 thru 12/31/2023
FY 2024	CONST	\$ 100,423	\$ -	\$ 100,423	3/7/2024	SRNL	14	10/01/2023 thru 12/31/2023

TOTAL \$ 5,913,583 \$ 3,008,671 \$ 2,904,912

NFS SEC 221 CREDIT	PHASE	TOTAL	DWR	WSAFCA	DATE	REACH	PACKAGE	INVOICE DATES	NOTES
FY 2019	CONST	\$ 116,604,162	\$ 81,622,913	\$ 34,981,249	9/27/2022	SOUTHPORT	1	4/23/2009 thru 3/31/2022	EIP/UFRR. Cost split 70/30 - requires refinement.
FY 2024	CONST	\$ 14,749,507	\$ 120,749	\$ 14,628,758	5/22/2024	SOUTHPORT	2	4/1/2022 thru 12/31/2023	
TOTAL		\$ 131,353,669	\$ 81,743,662	\$ 49,610,007					

NFS LERRD CREDIT (221)	PHASE	TOTAL	DWR	WSAFCA	DATE	REACH	PACKAGE	INVOICE DATES	NOTES
FY 2019	CONST	\$ 54,719,824	\$ 38,303,877	\$ 16,415,947	9/8/2023	SOUTHPORT	1	4/23/2009 thru 3/31/2022	EIP/UFRR. Cost split 70/30 - requires refinement.
TOTAL		\$ 54,719,824	\$ 38,303,877	\$ 16,415,947					

NFS LERRD CREDIT (FED)	PHASE	TOTAL	DWR	WSAFCA	DATE	REACH	PACKAGE	INVOICE DATES	NOTES
FY 2024	CONST	\$ 273,038	\$ 235,435	\$ 37,604	2/9/2024	YBEL	1	1/19/2021 thru 11/30/2023	
TOTAL		\$ 273,038	\$ 235,435	\$ 37,604					

TOTAL CONTRIBUTIONS	TOTAL	DWR	WSAFCA
NFS 5% CASH	\$ 6,139,595	\$ 6,096,572	\$ 43,023
NFS IN-KIND CREDIT	\$ 5,913,583	\$ 3,008,671	\$ 2,904,912
NFS SEC 221 CREDIT	\$ 131,353,669	\$ 81,743,662	\$ 49,610,007
NFS LERRDS (221)	\$ 54,719,824	\$ 38,303,877	\$ 16,415,947
NFS LERRDS (FED)	\$ 273,038	\$ 235,435	\$ 37,604
TOTAL	\$ 198,399,709	\$ 129,388,216	\$ 69,011,493
	<i>Percentage</i>	65.22%	34.78%

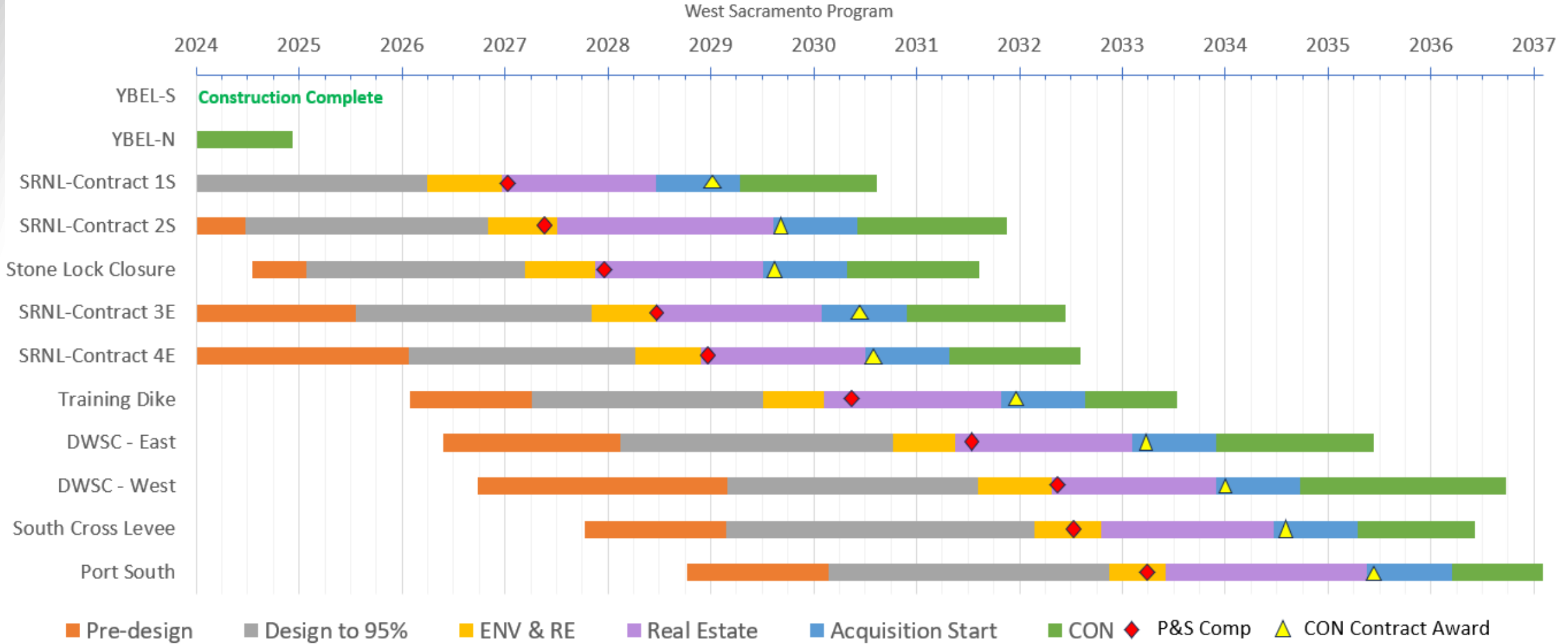


U.S. ARMY

CUI



WEST SACRAMENTO PROGRAM – MASTER SCHEDULE



CUI



U.S. ARMY

CUI

FUNDING



Activity	Total Funding Received	Obligated & Committed	Available	FY24 PBUD
Yolo Bypass North & South Levee	\$ 28,400,000	\$ 24,941,298	\$ 3,458,702	
Lock Closure Levee Design	\$ 2,301,000	\$ 623,494	\$ 1,677,506	
Design-Sacramento River North	\$ 66,900,000	\$ 3,797,463	\$ 63,102,537	
Construction - Sacramento River North				\$ 52,758,000
Totals	\$ 97,501,000	\$ 29,362,255	\$ 68,238,745	

CUI



U.S. ARMY

CUI
**WEST SACRAMENTO PROGRAM
6-MONTH SUCCESSES**



Date	Activity (Most Recent First)
28-Jun-24	SRNL Contract 1S Draft GBOD
28-Jun-24	SRNL Contract 1S 30% Design Submittal
21-Jun-24	SRNL Contract 2S Drilling Contract Award
2-Feb-24	Stone Lock CMB Approval
29-Jan-24	Start Stone Lock AE Contract Acquisition



U.S. ARMY

CUI

WEST SACRAMENTO PROGRAM 6-MONTH LOOK AHEAD



Date	Activity
27-29-AUG-24	RID SQRA
Sep -Nov 24	SRNL Contract 1S VE Study
9-Sep-24	SRNL Contract 2S Design Start
15-Oct-24	Initiate Contract 1S 60% Design
15-Oct-24	Stone Lock AE Contract Award
28-Oct-24	Stone Lock Design Start



U.S. ARMY

CUI
**WEST SACRAMENTO PROGRAM
UPCOMING CONTRACTS**



Award Date	Contract Type	Project/Activity
21-Jun-24	Services	SRNL Contract 2S Drilling Contract
02-AUG-24	(LRL) AE Services	SRNL Contract 1S VE Study
30-AUG-24	Enviro. Services	SRNL & Stone Lock Cultural Tribal Liaison
15-Oct-24	AE Services	Stone Lock Design through Concept Design
TBD	AE Services	SRNL Contract 1S
TBD	Services	Mod to SRNL Contract 2S Drilling



U.S. ARMY

WEST SACRAMENTO – YBEL-S CONSTRUCTION

Project Team: PM: Robert Dick; TL: Damon Romero; PDL: D. Colby, L. Guerrero, J. Tudor Elliot; RE: N. Stauber



PROJECT INFORMATION

SCHEDULE & MILESTONES



<u>P2 Milestones</u>	<u>PMB Lock (w/cont)</u>	<u>Current/Actual (w/o cont)</u>	<u>PDT Current/Actual Prior Month</u>	<u>Notes</u>
Const. Start (CC815)	14AUG23	16JUN23(A)	07AUG23	COMPLETE
Const. Complete (CC820)	30NOV24	15OCT23 (A)	03JUL24	COMPLETE
Contractor Final Payment (CC880)	15APR25	17MAR25	17MAR25	
As-Built Drawings Complete (CC885)	07MAY25	16APR25	16APR25	
SPK OM Manual Complete (SPK298)	20MAY25	07MAY25	07MAY25	
Notice of Proj. Compl. OMRR&R (CW480)	02JUN25	27MAY25	27MAY25	

Description: 2,400-foot stability/seepage berm and 6,150-foot rock slope protection.

RISKS & ISSUES

WAY AHEAD

C/S

Risk: None
Impact: None

Mitigation Strategy: Maintain routine communication with PE and KTR.

C/S

C/S

Issues/Risks Status

(P2 -456851)

CUI

Mitigated Status

C/S



U.S. ARMY

WEST SACRAMENTO – YBEL-N CONSTRUCTION

CUI

Project Team: PM: Robert Dick; TL: D. Romero; PDL: D. Colby, L. Guerrero, J. Tudor Elliot; RE: N. Stauber



PROJECT INFORMATION

SCHEDULE & MILESTONES



P2 Milestones	PMB Lock (w/cont)	Current/Actual (w/o cont)	PDT Current/Actual Prior Month	Notes
Bid Opening (CW430)	13JUL23	13JUL23(A)	13JUL23	COMPLETED
Const. Contract Award (CC800)	28SEP23	17AUG23(A)	17AUG23	COMPLETED
Const. NTP Issued (CW440)	01MAR24	05SEP23(A)	01MAR24	COMPLETED
Const. Start (CC815)	17APR24	01MAY24(A)	01MAY24	COMPLETED
Const. Complete (CC820)	Lock Error	14DEC24	14DEC24	
As-Built Drawings Complete (CC885)	Lock Error	05MAY25	05MAY25	
SPK OM Manual Complete (SPK298)	Lock Error	30MAY25	07MAY25	

Description: Scope includes the construction of approximately 825 feet of landside levee repair, toe drain and pump station installation, and 1,700 feet of rock slope protection.

RISKS & ISSUES

WAY AHEAD

S	Risk: Contractor delayed in coordination with PG&E for new pump station power connection. Impact: Potential delay in completion of pump station.	Mitigation Strategy: Continued proactive coordination with PDT for on time delivery. Letter of Concern sent to contractor. Contractor responded and is working with CON Office and PG&E. New submittals being reviewed.	S
S	Risk: Pump Station MCC submittal was submitted end of June24. Long lead items have been ordered. Impact: Potential delay in attaining pump station and associated items.	Mitigation Strategy: Continued proactive coordination with PDT for on time delivery. Letters of Concern being sent to contractor to document. Contractor continues to respond and is working with CON Office. New submittals being reviewed.	S

S

Issues/Risks Status

(P2 -456851)

CUI

Mitigated Status

S



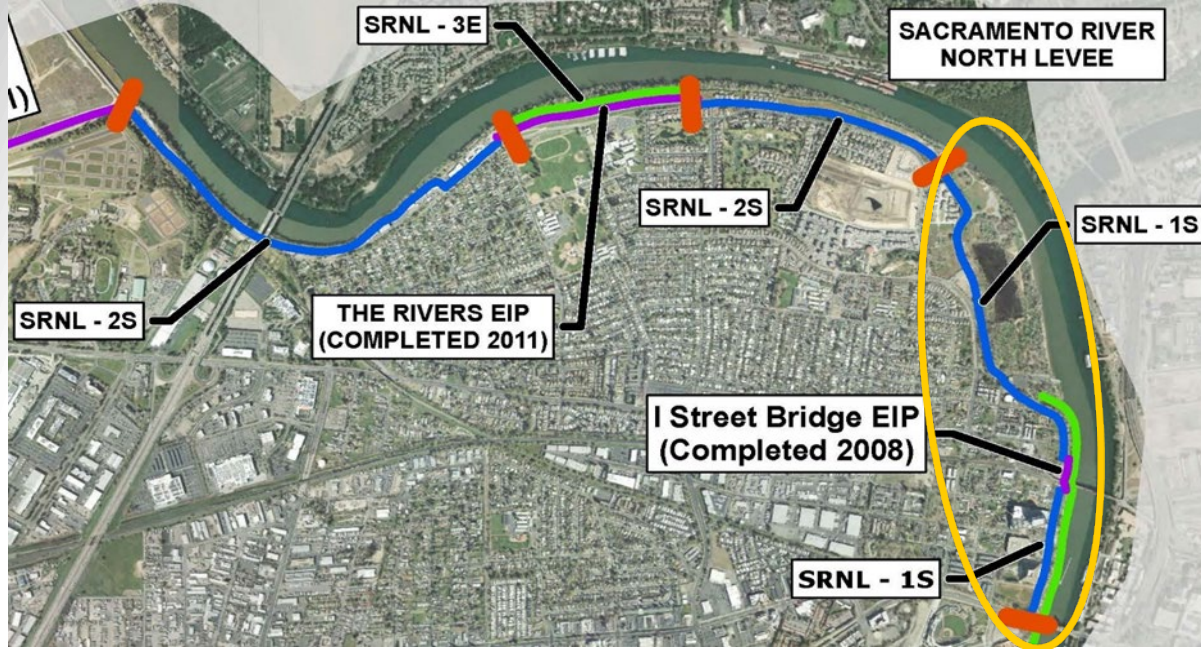
U.S. ARMY

WEST SACRAMENTO – SRNL CONTRACT 1S

Project Team: Rita Perkins; TL: D. Romero, Morgan O'Brien; PDL: D. Colby, L. Guerrero, J. Tudor Elliot; RE: N. Stauber



PROJECT INFORMATION



SCHEDULE & MILESTONES

P2 Milestones	PMB Lock (w/cont)	Current/Actual (w/o cont)	PDT Current/Actual Prior Month	Notes
DWSP ATR Complete (for all SRNL)	24MAY24	28JUN24(A)	28JUN24	Completed
Draft GBOD (Contract 1S)	28JUN24	28JUN24(A)	28JUN24	Completed
Draft 30% Design Complete (SPK-235)	28JUN24	28JUN24(A)	28JUN24	Completed
VE Study Start (CW285)	15AUG24	09SEP24	15AUG24	CWE required
VE Study Complete (CW290)	04OCT24	22NOV24	04OCT24	No impact to Design
Plans & Specs Complete (CW330)	24MAY27	22JAN27	22JAN27	
Construction Contract Award (CC800)	24APR29	12JAN29	12JAN29	

Description: 1.5 miles of Seepage and Stability improvements along the Sacramento River. A section of the UPRR rail runs under the I-Street bridge. There is an Indian Heritage Center (IHC) located on the water side of the project.

RISKS & ISSUES

S	Issue: UPRR rail on I Street bridge will require a closure structure. Impact: 3-5 years delay in design completion.
S	Issue: Final GBOD completion. Final GBOD for C1S is due Jan 2025 with additional data to be gathered along with Draft GBOD for C2S. Impact: 60% Design will be delayed if Final GBOD is delayed.

WAY AHEAD

Mitigation Strategy: PDT is removing this feature from Contract 1S to create separate design package for rail closure structure.	S
Mitigation Strategy: PDT is discussing and working on resourcing to successfully complete both C1S Final GBOD and C2S Draft GBOD.	S

S Issues/Risks Status

(P2 -456851)

CUI

Mitigated Status

S



U.S. ARMY

WEST SACRAMENTO – SRNL CONTRACT 2S

Project Team: PM: Rita Perkins; TL: Damon Romero, Morgan O'Brien; PDL: D. Colby, L. Guerrero, J. Tudor Elliot; RE: N. Stauber

SCHEDULE & MILESTONES



Contract 2S

RISKS & ISSUES

S	<p>Issue: Delays in contracting out and completing data gap drilling.</p> <p>Impact: Will delay completion of the GBOD, which would impact 30% design.</p>
S	<p>Issue: DRAFT GBOD completion. Final GBOD for C1S is due Jan 2025 with additional data to be gathered along with Draft GBOD for C2S.</p> <p>Impact: 60% Design will be delayed if Final GBOD is delayed.</p>

P2 Milestones	PMB Lock (w/cont)	Current/Actual (w/o cont)	PDT Current/Actual Prior Month	Notes
GBOD Drilling Task Order Award	n/a	21JUN24(A)	21JUN24	Awarded
Design Water Surface Profiles (DWSP) Complete	24MAY24	28JUN24(A)	28JUN24	Completed
Initiate Draft GBOD	01JUL24	01JUL24(A)	01JUL24	Started
Initiate 30% design (XX999)	09SEP24	09SEP24	09SEP24	
Draft GBOD (Segments 1 and 2) complete	04MAR25	31JAN25	31JAN25	
30% Design Complete (SPK-235)	30MAY25	30APR25	30APR25	
Plans & Specs Complete (CW330)	27SEP27	29JAN27	29JAN27	
Construction Contract Award (CC800)	14MAY30	10SEP29	10SEP29	

Description: 2 miles of Seepage and Stability improvements along the Sacramento River.

WAY AHEAD

S	<p>Mitigation Strategy: Used Contingency built into the drilling contract schedule for the drillers to be on site and included language for drillers to be onsite within 20 business days. Team was tracking award to be the week of 10 June, but has been delayed again. Awarded 21JUN24.</p>	S
S	<p>Mitigation Strategy: PDT is discussing and working on resourcing to successfully complete both C1S Final GBOD and C2S Draft GBOD.</p>	S

S Issues/Risks Status

(P2 -456851)

CUI

As of 8-Jul-24

Mitigated Status **S**



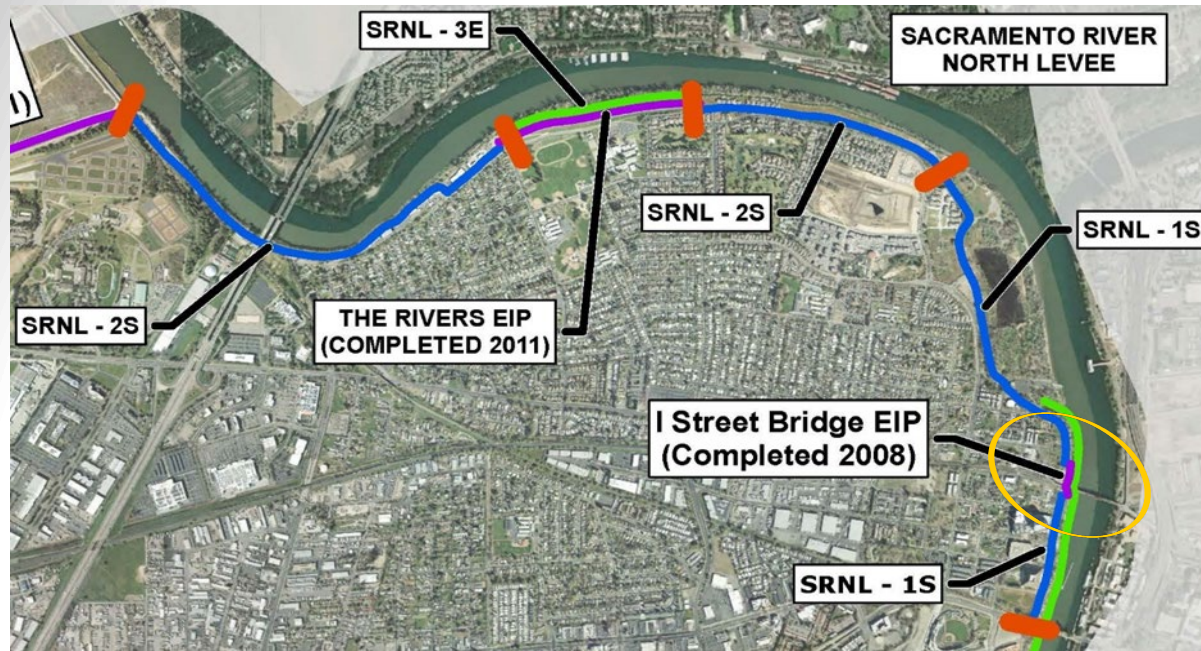
U.S. ARMY

WEST SACRAMENTO – UPRR RAIL CLOSURE STRUCTURE

Project Team: PM: Heath Kirkwood; TL: D. Romero, Morgan O'Brien; PDL: D. Colby, L. Guerrero, J. Tudor Elliot; RE: N. Stauber

PROJECT INFORMATION

SCHEDULE & MILESTONES



RISKS & ISSUES

Description: A section of the UPRR rail runs under the I-Street bridge will require a closure structure for seepage and stability improvements along the Sacramento River.

WAY AHEAD

S

Issue: UPRR rail on I Street bridge will require a closure structure.
Impact: 3-5 years delay in design completion.

Mitigation Strategy: PDT requested for this feature to be separated from Contract 1S and for separate design package for rail closure structure. Meeting re-scheduled for 25JUN24.

S

Issues/Risks Status

(P2 -456851)

CUI

As of 8-Jul-24

Mitigated Status

S



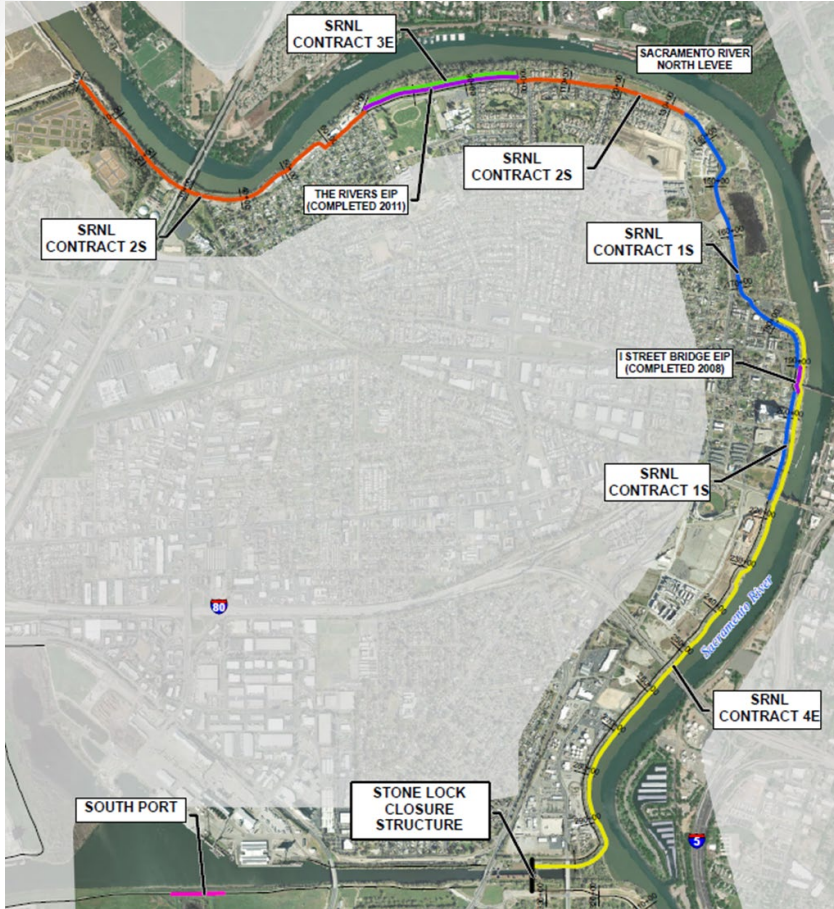
U.S. ARMY

WEST SACRAMENTO – CONTRACT 3E & 4E

CUI



PROJECT TEAM: Sr PM: Heath Kirkwood; TL: Damon Romero; PDL: David Colby, Lorena Guerrero, Jessica Tudor Elliot; RE: Nick Stauber



SCHEDULE & MILESTONES

<u>P2 Milestones</u>	<u>PMB Lock (w/cont)</u>	<u>Current/Actual (w/o cont)</u>	<u>PDT Current/Actual Prior Month</u>	<u>Notes</u>
Scour & Erosion Report	N/A	01MAR24 (A)	01MAR24	Completed
Design Water Surface Profiles Complete (SPK-CW-220)	24MAY24	28JUN24	24MAY24	
10% Concept Design Complete Contract 3E	N/A	22APR25	22APR25	
10% Concept Design Complete Contract 4E	N/A	20OCT25	20OCT25	

RISKS & ISSUES

WAY AHEAD

C/S

Risks: Levee prism determination and levee shaping will create significant Env and/or RE costs.
Impacts: Cost and Schedule.

Mitigation Strategy: PDT and NFS working closely to ensure levee prism is determined early and to evaluate all options.

C/S

C/S

Issues/Risks Status

(P2 -456851)

CUI

Mitigated Status

C/S



U.S. ARMY

WEST SACRAMENTO – STONE LOCK

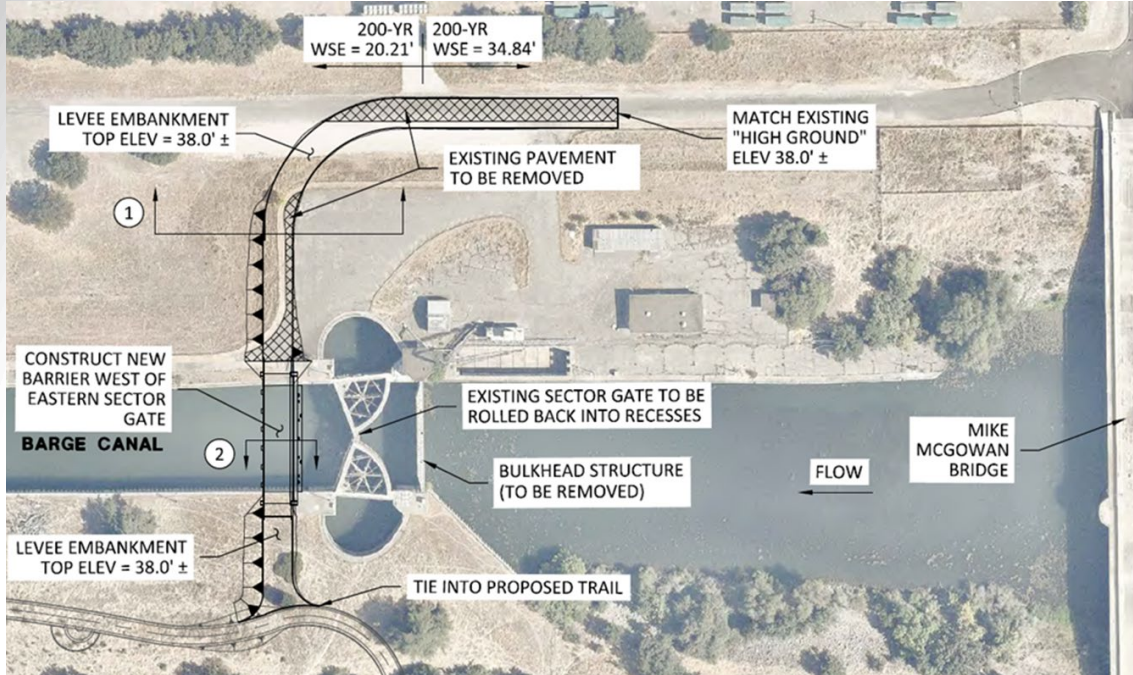
CUI

PROJECT TEAM: PM: Robert Dick; TL: Morgan O'Brien; PDL: David Colby, Lorena Guerrero, Jessica Tudor Elliot; RE: Nick Stauber



PROJECT INFORMATION

SCHEDULE & MILESTONES



RISKS & ISSUES

WAY AHEAD

P2 Milestones	PMB Lock (w/cont)	Current/Actual (w/o cont)	PDT Current/Actual Prior Month	Notes
AE Acquisition Start	N/A	29JAN23(A)	29JAN23	In Progress
Design Water Surface Profiles Complete (SPK-CW-220)	24MAY24	28JUN24	24MAY24	
AE Contract Award (CW401)	N/A	15OCT24	30AUG24	
Initiate Concept Design	N/A	28OCT24	30AUG24	
Plans & Specs Complete (CW330)	27SEP27	29JAN27	29JAN27	
Construction Contract Award (CC800)	14MAY30	10SEP29	10SEP29	

S	Risks: AE acquisition delays due to unknowns of water passthrough requirements. Impacts: Schedule.	Mitigation Strategy: PM and TL are communicating and working diligently to facilitate timely contract delivery for AE Acquisition..	S
C/S	Risks: Site conditions have changed since the 2015 GRR, requiring new design. Impacts: Cost and Schedule.	Mitigation Strategy: PDT determined path forward on design strategy with support from NFS, other Federal Agencies, RID team, Planning and Engineering.	C/S

C/S Issues/Risks Status

(P2 -456851)

CUI

Mitigated Status **C/S**